



KEY SPECIFICATIONS

 API ready	 Connected	 Max. load capacity 5,000 kg	 Max. speed 1.6 m/s
 Max. travel 40 m	 Max. floors 12	 Max. persons 53	 Max. group size 4



KONE TRANSYST™ DX VISUAL OPTIONS

Future-proof your building with this powerful, durable connected elevator solution for moving goods in demanding environments. The KONE TranSys DX combines power with premium-quality design and can be customized with a range of materials.

MATERIALS AND ACCESSORIES




WALL MATERIALS

BRUSHED STAINLESS STEEL




PAINTED STEEL


TEXTURED STEEL



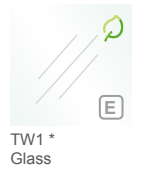
ZINC-COATED STEEL



SMART-SURFACE LAMINATE




TRANSPARENT GLASS



FLOOR MATERIALS

RUBBER




METAL PLATE



PLYWOOD

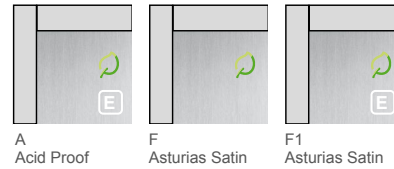


LOCAL FLOORING

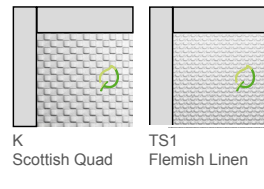


DOOR FINISHES (KES 800)

BRUSHED STAINLESS STEEL



TEXTURED STEEL



- Extended lead time
- Nordic Swan Ecolabel *
- LEED/BREEAM **
- LEED/BREEAM ** and Nordic Swan Ecolabel *
- * Material can be used in Nordic Swan Ecolabelled buildings.
- ** Material meets LEED/BREEAM low-emitting materials requirements. Accessories are not in scope of the requirements.

CEILINGINGS




LF1/LF1V *
Finish: Cottongrass White (P63)
Asturias Satin (F)
Only for MonoSpace® DX 700



CL96 / CL96V *
Finish: Cottongrass White (P63)
Asturias Satin (F)
Lighting: LED PCB



CL80 FFL/FF
Finish: Cottongrass White (P63)
Asturias Satin (F)
Lighting: LED spots



CL109
Finish: Cottongrass White (P63)
Asturias Satin (F)
Lighting: LED PCB

All ceilings available up to 2500 kg
* LF1 and LF1V are the only ceilings for cars over 4000 kg

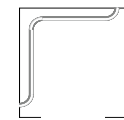
HANDRAILS



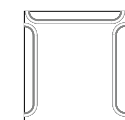
HR64
Round, bent ends
EN 81-71 Cat 1 compliant
Finishings: Brushed stainless steel (F)



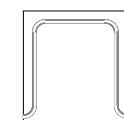
HR94
Round, bent ends
EN 81-71 Cat 2 compliant
Finishings: Brushed stainless steel (F)



HR64 and HR94
Tube with corner module



HR64 and HR94
Tube with rounded ends



HR64 and HR94
Tube with corner module
and rounded ends

BUFFER RAILS



BR2
Flemish Linen /TS1
textured stainless steel




PR5
Solid wood: Oak/Beech



PR6
Brushed stainless steel

MIRROR



Mirrors are available as partial height, full width with clear glass without fixings